

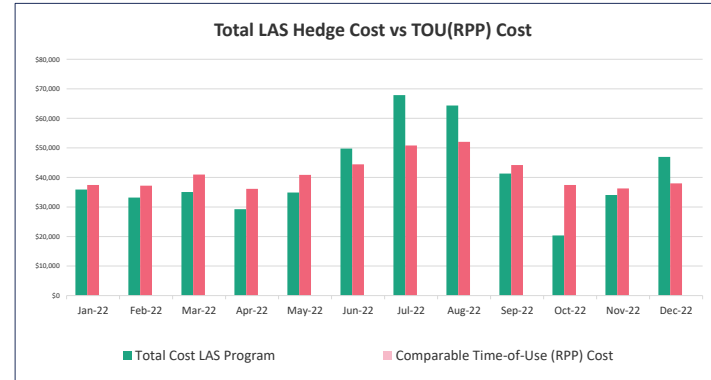
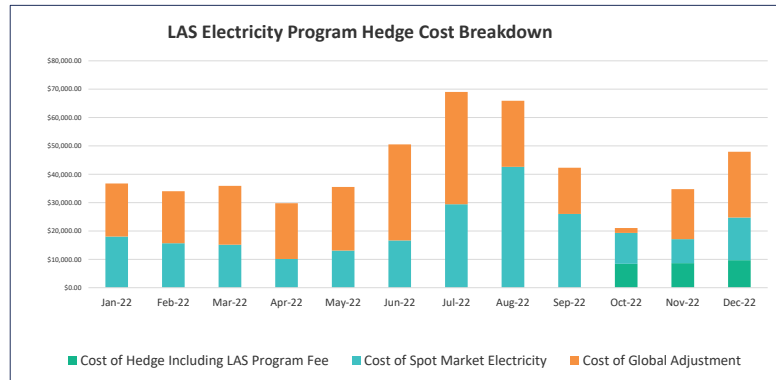
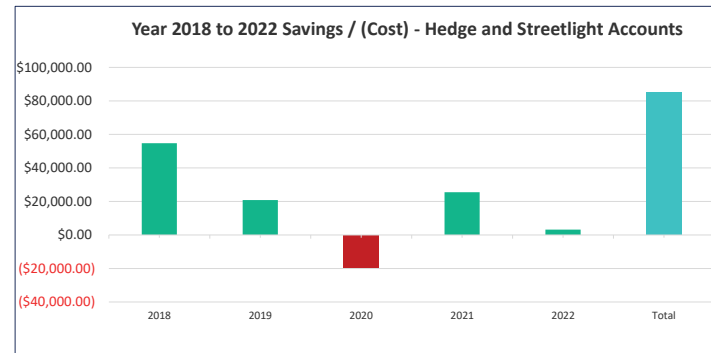
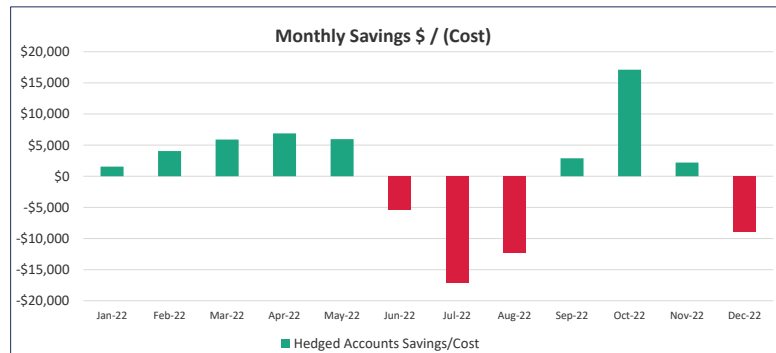


## LAS Electricity Commodity Cost Review - Calendar Year 2022 Essex County

Hedged Accounts	
Hedge	
8%	\$26,802
Spot Market	
92%	\$221,242
Global Adjustment	\$255,407
Loss Amount	-\$10,852
<b>LAS Total</b>	<b>\$492,931</b>
<b>RPP / TOU Total</b>	<b>\$495,828</b>
Annual Program Savings / (Cost)	\$2,897

Streetlight Accounts	
Spot Market	
100%	\$575
Global Adjustment	\$775
Loss Amount	-\$48
<b>LAS Total</b>	<b>\$1,301</b>
<b>RPP Total</b>	<b>\$1,574</b>
Annual Program Savings / (Cost)	\$274

	2022	5 Year
<b>Total Savings %</b>	<b>1%</b>	<b>5%</b>
<b>Total Savings/Cost \$</b>	<b>\$3,171</b>	<b>\$84,946</b>





Essex County		LAS Electricity Commodity Cost Review Calendar Year 2022												
		Jan-22	Feb-22	Mar-22	Apr-22	May-22	Jun-22	Jul-22	Aug-22	Sep-22	Oct-22	Nov-22	Dec-22	
Hedged Accounts	Total Adjusted Usage (kWh) * See Note 1	407,565	384,454	396,746	348,896	394,318	428,210	485,700	496,834	422,096	357,735	386,395	404,878	
	Unadjusted / Metered Usage (kWh)	387,207	364,662	376,752	332,153	375,683	408,557	467,016	478,470	406,438	344,311	371,516	388,961	
	Enrolled Accounts	24	23	23	23	23	23	23	23	23	23	23	23	
	Hedge 8%													
	Hedge Price Including Program Fees (\$/kWh)	\$0.0000	\$0.0000	\$0.0000	\$0.0000	\$0.0000	\$0.0000	\$0.0000	\$0.0000	\$0.0000	\$0.0000	\$0.0715	\$0.0715	
	LAS Program Hedge (kWh)	0	0	0	0	0	0	0	0	0	0	117,698	121,288	
	Cost of Hedge Including LAS Program Fee	\$0.00	\$0.00	\$0.00	\$0.00	\$0.00	\$0.00	\$0.00	\$0.00	\$0.00	\$0.00	\$8,411.85	\$8,668.46	
	Weighted Avg. Spot Market Price (\$/kWh)	\$0.0443	\$0.0408	\$0.0382	\$0.0290	\$0.0332	\$0.0389	\$0.0606	\$0.0858	\$0.0616	\$0.0454	\$0.0320	\$0.0559	
	LAS Program Spot (kWh)	407,565	384,454	396,746	348,896	394,318	428,210	485,700	496,834	422,096	240,037	265,107	268,852	
	Cost of Spot Market Electricity	\$18,034.73	\$15,697.25	\$15,171.55	\$10,128.45	\$13,091.35	\$16,674.51	\$29,423.73	\$42,608.52	\$26,005.36	\$10,907.30	\$8,472.83	\$15,026.15	
Global Adjustment														
Global Adjustment Market Charge (\$/kWh)	\$0.0483	\$0.0502	\$0.0550	\$0.0592	\$0.0597	\$0.0829	\$0.0848	\$0.0487	\$0.0401	\$0.0050	\$0.0474	\$0.0596		
Unadjusted / Metered Usage (kWh)	387,207	364,662	376,752	332,153	375,683	408,557	467,016	478,470	406,438	344,311	371,516	388,961		
Cost of Global Adjustment	\$18,702.09	\$18,306.05	\$20,721.35	\$19,663.45	\$22,428.25	\$33,869.35	\$39,602.92	\$23,301.51	\$16,298.15	\$1,721.56	\$17,609.87	\$23,182.10		
Loss Amount	-\$10,852													
Loss Amount (\$) - Line Loss Adjustment	-\$879.04	-\$860.28	-\$843.55	-\$580.23	-\$639.09	-\$802.72	-\$1,192.68	-\$1,800.47	-\$1,007.85	-\$723.01	-\$715.41	-\$1,007.84		
LAS Total	\$492,931													
Total Cost LAS Program	\$35,887	\$33,171	\$35,077	\$29,239	\$34,908	\$49,769	\$67,862	\$64,337	\$41,323	\$20,345	\$34,063	\$46,950		
Avg LAS Price per kWh (incl. GA)	\$0.0881	\$0.0863	\$0.0884	\$0.0838	\$0.0885	\$0.1162	\$0.1397	\$0.1295	\$0.0979	\$0.0569	\$0.0882	\$0.1160		
RPP, Time-of-Use														
TOU Rate	\$0.10	\$0.10	\$0.11	\$0.11	\$0.11	\$0.11	\$0.11	\$0.11	\$0.11	\$0.11	\$0.11	\$0.10		
Unadjusted / Metered Usage (kWh)	387,207	364,662	376,752	332,153	375,683	408,557	467,016	478,470	406,438	344,311	371,516	388,961		
RPP / TOU Total	\$495,828													
Comparable Time-of-Use (RPP) Cost * See Note 2	\$37,436	\$37,225	\$40,981	\$36,130	\$40,865	\$44,441	\$50,800	\$52,046	\$44,210	\$37,452	\$36,269	\$37,972		
Hedged Accounts Annual Program Savings / (Cost)	\$2,897	Monthly Savings / (Cost)	\$1,550	\$4,055	\$5,904	\$6,891	\$5,957	-\$5,328	-\$17,062	-\$12,292	\$2,887	\$17,107	\$2,206	-\$8,977
Streetlight Accounts	Total Usage (kWh)	1,372	1,268	1,326	1,322	1,360	1,284	1,366	1,352	1,248	1,372	1,340	1,288	
	Unadjusted / Metered Usage (kWh)	1,257	1,161	1,215	1,211	1,246	1,175	1,251	1,238	1,143	1,257	1,227	1,152	
	Enrolled Accounts	5	5	5	5	5	5	5	5	5	5	5	5	
	Spot Market													
	Average Spot Market Price - (\$/kWh) * See Note 3	\$0.04	\$0.04	\$0.03	\$0.02	\$0.02	\$0.02	\$0.04	\$0.06	\$0.05	\$0.04	\$0.03	\$0.05	
	Cost of Spot Purchase (Including LAS Program Fee)	\$55.20	\$45.62	\$45.14	\$29.50	\$24.62	\$26.60	\$60.13	\$78.38	\$59.23	\$53.09	\$37.57	\$59.50	
	Global Adjustment													
	Global Adjustment Market Charge (\$/kWh)	\$0.0483	\$0.0502	\$0.0550	\$0.0592	\$0.0597	\$0.0829	\$0.0848	\$0.0487	\$0.0401	\$0.0050	\$0.0474	\$0.0596	
	Unadjusted / Metered Usage (kWh)	1,257	1,161	1,215	1,211	1,246	1,175	1,251	1,238	1,143	1,257	1,227	1,152	
	Cost of Global Adjustment	\$60.69	\$58.27	\$66.80	\$71.67	\$74.37	\$97.45	\$106.08	\$60.31	\$45.82	\$6.28	\$58.16	\$68.68	
Loss Amount	-\$48													
Loss Amount (\$) - Line Loss Adjustment	-\$4.51	-\$3.92	-\$3.72	-\$2.65	-\$2.10	-\$2.34	-\$5.07	-\$6.41	-\$5.00	-\$4.34	-\$3.55	-\$4.84		
LAS Total	\$1,301													
Total Cost LAS Program	\$111	\$100	\$108	\$99	\$97	\$122	\$161	\$132	\$100	\$55	\$92	\$123		
Avg LAS Price per kWh (incl. GA and LAS fee)	\$0.0812	\$0.0789	\$0.0816	\$0.0745	\$0.0712	\$0.0948	\$0.1180	\$0.0978	\$0.0802	\$0.0401	\$0.0688	\$0.0980		
RPP, Tiered														
RPP Usage - Lower Tier Price (kWh)	1,000	981	992	991	998	984	999	997	977	1,000	994	979		
RPP Usage - Higher Tier Price (kWh)	372	287	334	331	362	300	367	356	270	372	346	279		
Lower Tier Price (\$ per kWh)	0.0908	0.0940	0.0980	0.0980	0.0980	0.0980	0.0980	0.0980	0.0980	0.0980	0.0870	0.0870		
Higher Tier Price (\$ per kWh)	0.1001	0.1068	0.1150	0.1150	0.1150	0.1150	0.1150	0.1150	0.1150	0.1150	0.1030	0.1030		
RPP / Tiered Total	\$1,574													
Comparable RPP Cost * See Note 4	\$128	\$123	\$136	\$135	\$139	\$131	\$140	\$139	\$127	\$141	\$122	\$114		
Streetlight Accounts Annual Program Savings / (Cost)	\$274	Monthly Savings / (Cost)	\$17	\$23	\$27	\$37	\$43	\$9	-\$21	\$6	\$27	\$86	\$30	-\$9
Total Annual Program Savings / (Cost)	\$3,171													

- Notes
- 1) We have assumed that all accounts are RPP/TOU eligible (i.e. under 250,000kWh/year consumption)
  - 2) Time-of-use (TOU) rates used for each month are based on the rates for that month with the following split: 55% off-peak, 22.5% mid-peak, and 22.5% on-peak.
  - 3) This price represents the average HOEP for the hours of operation of a typical streetlight account using an approved streetlight profile.
  - 4) RPP rates for the period reviewed are: for January 01, 2022 to January 17, 2022 9.8/11.5 cents/kWh, for January, 18 2022 to February 07, 2022 8.2/8.2 cents/kWh, for February 08, 2022 to October 31, 2022 9.8/11.5 cents/kWh and for November 1, 2022 to December 31, 2022 8.7/10.3 cents/kWh